



Public Information Handout - Smoke Detector Ordinance

The City of Grand Rapids Smoke Detector Ordinance, Chapter 169, Home Safety requires hard wired (interconnected) smoke detectors with battery back up, or one of the following type of smoke detectors to be installed in residential rental properties: First Alert products #SA10YR, SA10YRCL, SA10YRCN, SA340, and SA340B, BRK product #4010 or 4010YR, FireX product #4671, KIDDE #0910, and American Sensors Model #SA901.

A residential rental property is defined as a residential dwelling that is a single-family rental or any other residential property with at least one rental unit. This includes two family owner occupied and multi-family owner occupied whether the unit not occupied by the owner is vacant, occupied by family members or tenants. See Figure 1 and Figure 2.

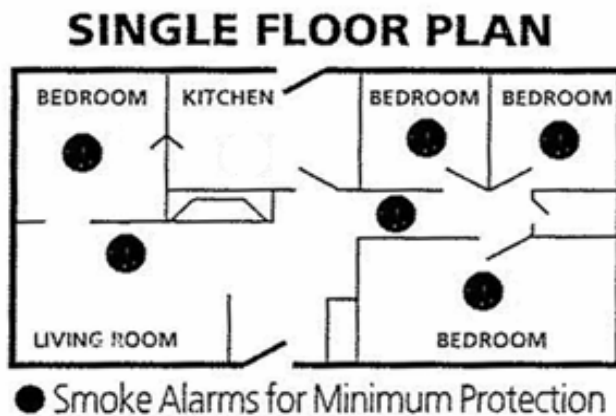
Single family detached owner occupied dwellings are exempt from these requirements. For detached, single family, owner occupied with no rental unit, any brand or model of smoke detector is acceptable. However, in this single family detached home, there must be one smoke detector located on every level of the house. See Figure 3

A single family detached owner occupied dwelling is defined as a detached dwelling occupied only by the owner where no space in the dwelling can be occupied for rental.

Smoke Detector Installation Guide for Rental Properties

One detector must be installed inside of every sleeping area and one outside the sleeping areas.

Figure 1



If there are multiple bedrooms grouped together on the same floor, one smoke detector in the hallway outside of the bedrooms meets the requirements.

If there is one or more rooms separating bedrooms, an additional smoke detector must be installed in the hallway outside of the bedroom to meet the requirement.

See Figure 4, Figure 5 and Figure 6 for wall/ceiling installation placement.

Every level of the Rental Property must be protected even if there are no sleeping areas on that level.

Figure 2



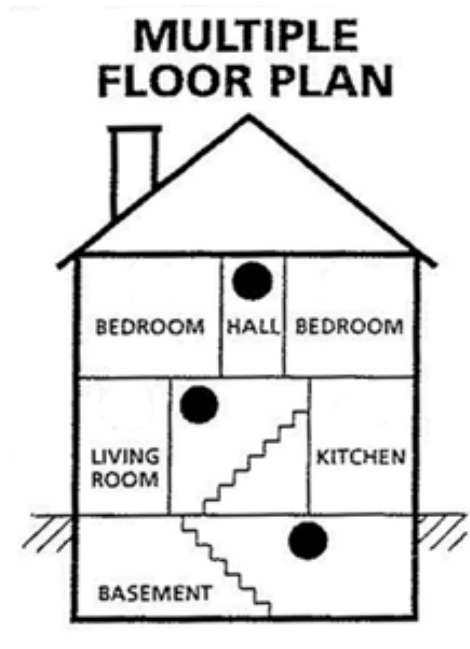
The smoke detector should be placed on the first floor and basement near the stairway to the upper levels to give early warning before smoke could travel to the next floor.

The attic must also have a smoke detector if it is a walk up attic which will be used for purposes other than storage.

Smoke Detector Installation Guide for Single Family Detached Owner Occupied

Every level of the home must be protected even if there are no sleeping areas on that level.

Figure 3



The smoke detector should be installed on the first floor and basement near the stairway to the upper levels to give early warning before smoke could travel to the next floor.

The attic must also have a smoke detector if it is a walk up attic that will be used for purposes other than storage.

The Smoke Detector Ordinance is a minimum requirement. You may provide additional smoke detectors in the rooms on each level.

See Figure 4, Figure 5 and Figure 6 for wall/ceiling placement.

Smoke Detector Placement for Walls and Ceilings

Figure 4

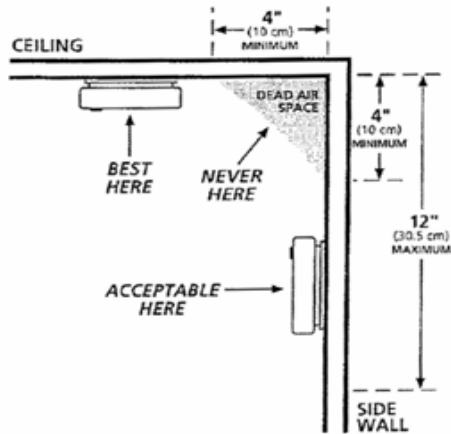
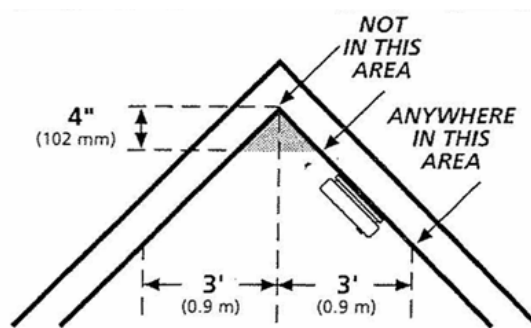


Figure 5



Ceiling mounted detectors must be placed:

- At least 4 inches from any wall
- Away from any ceiling lights, fans or heat vents

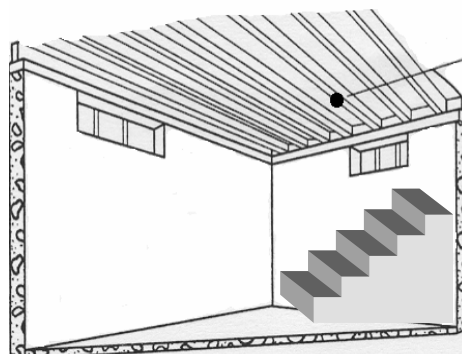
Wall mounted detectors must be placed:

- At least 4 inches down from the ceiling
- The bottom of the smoke detector must not be farther than 12 inches from the ceiling

If there are removable ceiling panels, install the smoke detector on the wall.

Smoke detectors should be installed 10 ft away from bathrooms.

Figure 6



Smoke detector on bottom of joist near stairway

The smoke detector should be installed on the bottom of a floor joist if the ceiling has no drywall or plaster. It should never be placed on the ceiling between floor joists.

Install the smoke detector near the stairway.

Install Smoke Detectors according to the manufacturer's directions. When the manufacturer's directions are confusing or you do not understand where to put a smoke detector because of a special situation, please call the GRAND RAPIDS FIRE PREVENTION BUREAU at (616) 456-3900.